



**Power
Generation**

Power Solutions

Fully integrated, reliable and efficient



Global strength, local partnership

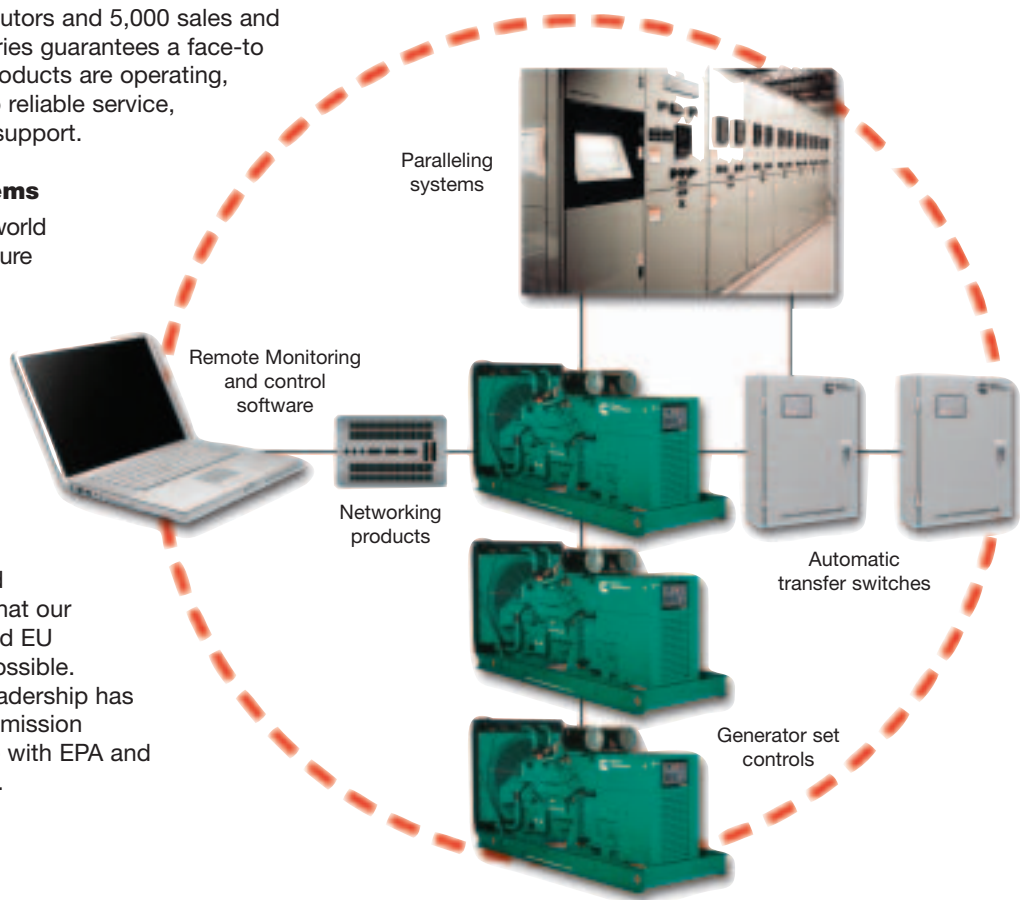
With 90 years experience in power generation we can match the right generating, transfer and control technologies with your power need – be it continuous, prime, peaking, standby, cogeneration or a complete turnkey power plant.

Our global network of 550 distributors and 5,000 sales and service outlets across 190 countries guarantees a face-to-face relationship wherever our products are operating, providing you with fast access to reliable service, engineering expertise and parts support.

Fully integrated power systems

Cummins Power Generation is a world leader in the design and manufacture of pre-integrated generator sets, ranging from 8 kVA to 3300 kVA. All major components – engine, alternator, transfer switches and control systems – are designed and manufactured by Cummins. We call this integrated approach The Power of One™, where each element works in harmony from the start.

Leading the industry in advanced emissions solutions, we ensure that our generator sets meet U.S. EPA and EU emissions standards wherever possible. Our strong history of emission leadership has enabled us to develop our own emission solutions package in accordance with EPA and EU regulations and requirements.



What makes us different?

Cummins Power Generation is about more than innovative technologies meeting your needs. The key difference is our people, who live by a simple set of rules we call “The Three Rs”.

Relationships

At Cummins you are in touch with real people you can trust and rely on. Wherever and whenever you need us, we’ll be there for you.

Reliability

When you need real power you can depend on us to deliver unrivalled reliability. We do what we say we will, and more. We keep our promises.

Responsiveness

We guarantee same-day answers, turnkey solutions, quick delivery, split-second start-up and a phone that is answered 24 hours a day, 7 days a week.

Low-emissions technologies

We are committed to meeting or exceeding clean air standards worldwide.

Developing products for a cleaner tomorrow

Cummins Power Generation leads the industry in the development of cleaner, quieter and more efficient diesel-powered generator sets. We are committed to meeting or exceeding all global air quality regulatory standards for stationary and nonroad diesel-engine generator sets through 2017 and beyond. This protects public health and conserves vital natural resources.

New technologies to reduce emissions

Since 1996 in the US (EPA) and 1999 in the EU when emissions regulations for nonroad diesel engines first went into effect, Cummins Power Generation has developed technologies that reduce the primary pollutants in the exhaust of a diesel generator set by approximately 80 percent. Pollutants such as nitrogen oxides (NOx), hydrocarbons (HC) and particulate matter (PM) from diesel engines are precursors to smog and ozone in many populated areas of the world. All our emissions-reduction technologies are accomplished through in-cylinder design improvements and precise control of the combustion process.



Cummins Power Generation guarantees the town's mains electricity supply

KAMSAR, GUINEA - Compagnie des Bauxites de Guinée (CBG) is the largest bauxite exporter in the world, with exclusive rights to develop all bauxite reserves in Guinea, West Africa - equating to approximately 300 million tonnes or a third of the world's total reserves.

CBG commissioned five C825 D5 generator sets with switchgear and paralleling system. The generator sets feature a rugged 4-cycle industrial QSK23 diesel engine delivering reliable power at low emissions, ideally suited for the remote location and local environmental considerations.

Diesel generator sets

Integrated design and manufacturing combine to give you unequalled reliability, power quality, rated performance and efficient operation.

Delivering rugged, reliable mechanical and electrical performance, our diesel generator sets are also suited to utility peaking plants, distributed generation facilities, peak shaving (or peak lopping) and power management at large commercial or industrial sites.

Diesel-powered generator sets remain the best-value choice worldwide for standby and emergency power systems. Powered by heavy-duty Cummins engines, our fuel-efficient generator sets are available in sizes ranging from 8 kVA to 3300 kVA, and are known for their responsive transient performance. Cooling systems provide guaranteed performance in high ambient temperatures.

High-performance, low-reactance Cummins-manufactured alternators provide good voltage waveform and exceptional motor starting in demanding applications such as data centres, hospitals and industrial facilities.

Our generator sets are controlled by the world's first fully integrated microprocessor-based control system. This seamlessly integrates governing, voltage regulation, generator set control and protection functions to provide:

- Rapid product availability
- Proven reliability and low life-cycle costs
- High efficiency and operational flexibility
- High-quality electrical performance
- Well-established service and fuel supply infrastructure

PowerCommand® InPower™ for planned maintenance/service capability

PowerCommand InPower for planned maintenance and service provides both local and remote set-up and diagnostics. The PC-based software allows a technician to “talk to” a remote PowerCommand system, determine its status and make adjustments. An internet browser interface provides easy access to PowerCommand InPower's useful functions.

- Strip charts – Obtain real-life recordings of changing conditions and performance
- Adjustments – Change system operating parameters
- Monitoring functions – Use real-time monitoring and data recording to simplify testing and diagnostics
- Report generation – Automatically record test data and formats for quick test reporting
- Fault simulations – Simulate warning or shutdown conditions



Rapid transit system stays on track with Cummins Power Generation

SANTO DOMINGO, DOMINICAN REPUBLIC - SAMPOL Ingenieria y Obras S.A. is a multinational company dedicated to the promotion and management of large commercial and consumer engineering projects at high profile facilities such as hotels, airports, hospitals and railways. It currently employs 80 people with an annual turnover of €150,000,000.

SAMPOL specified nine C2000 D6 generator sets with QSK60 engines to provide a total of 18 MW standby power to the entire Santo Domingo Metro system.

The power system was chosen for its ability to handle a heavy duty load whilst taking into consideration operational noise levels.


8 kVA to 55 kVA (50 Hz) / 11 kW to 50 kW (60 Hz)

The latest addition to the Cummins Power Generation range, these compact, rugged new generator sets provide the ideal prime or standby power solutions for small businesses, telecoms companies or agriculture.

Best in class, the new range of generator sets are lightweight, easy to service and deliver cost-effective, reliable power from 8 kVA to 38 kVA @ 50 Hz and 11 kW to 35 kW @ 60 Hz.

This series of generator sets offers selectable motor starting capacity with a choice of alternator sizes. PowerStart 0500™ or PowerCommand 1.1™ is offered as standard for total system integration. Product benefits include low fuel consumptions, easily accessible service points and extended service intervals*.

The product also boasts best in class enclosed solutions across the product range including single point lifting capability as standard. Acoustic, fire retardant enclosure linings provide quality, world leading performance; exceeding EU noise directives and pushing the boundaries of technology to provide higher ambient capabilities whilst maintaining its compact size.



C33 D5



C28 D5

* 500-hr service intervals for C33 D5 & C38 D5 / C30 D6 & C35 D6



Telecoms

Power output 50 Hz

Model	Standby kVA 50 Hz	Standby kW 50 Hz	Prime kVA 50 Hz	Prime kW 50 Hz	Open Set Dimensions (mm) L x W	Wet Weight* (kg)	Engine Type	Tank (L)
C8 D5	8	6.6	7.5	6	N/A**	595.7	X1.3G2	100
C11 D5	11	8.8	10	8	N/A**	595.7	X1.3G2	100
C17 D5	16.5	13	15	12	1667 x 930	582	X2.5G2	150
C22 D5	22	17	20	16	1667 x 930	582	X2.5G2	150
C28 D5	27.5	22	25	20	1667 x 930	605	X2.5G2	150
C33 D5	33	26.4	30	24	1753 x 930	875	X3.3G1	175
C33 D5e	33	26.4	30	24	1753 x 930	645	4BT3.3G3	107
C38 D5	38	30.4	35	28	1753 x 930	910	X3.3G1	175
C38 D5e	38	30.4	35	28	1753 x 930	705	4BT3.3G3	107
C44 D5e	44	35.2	40	31.68	1753 x 930	776	4BT3.3G3	107
C55 D5e	55	44	50	40	1753 x 930	776	4BT3.3G3	107

Power output 60 Hz

Model	Standby kVA 60 Hz	Standby kW 60 Hz	Prime kVA 60 Hz	Prime kW 60 Hz	Open Set Dimensions (mm) L x W	Wet Weight* (kg)	Engine Type	Tank (L)
C12 D6	15	12	13	11	1667 x 930	569	X2.5G4	150
C16 D6	20	16	18	15	1667 x 930	569	X2.5G4	150
C20 D6	25	20	22	18	1667 x 930	582	X2.5G4	150
C30 D6	37.5	30	33.8	27	1753 x 930	875	X3.3G2	175
C30 D6	37.5	30	33.8	27	1753 x 930	645	4BT3.3G3	107
C35 D6	43.8	35	40	32	1753 x 930	910	X3.3G2	175
C35 D6	43.8	35	40	32	1753 x 930	705	4BT3.3G3	107
C40 D6	50	40	45	36	1754 x 930	706	4BT3.3G3	107
C50 D6	62.5	50	56.3	45	1753 x 930	776	4BT3.3G3	107

* Without fuel

** Not applicable, enclosed set only

80 kVA to 3300 kVA (50 Hz)

Power output 50 Hz

Model	Standby kVA 50 Hz	Standby kW 50 Hz	Prime kVA 50 Hz	Prime kW 50 Hz	Emissions 50 Hz	Open Set Dimensions (mm) L x W	Wet Weight* (kg)	Engine Type	Tank (L)
C80 D5	80	64	72	58		1950 x 1046	1050	4BTA3.9G4	107
C110 D5	110	88	100	80	4g	1977 x 1046	1200	4ISBeG1	107
C150 D5	150	120	136	109		2404 x 1100	1206	6BTA5.9G2	310
C150 D5e	150	120	136	109	EU SIIIA	2656 x 1100	2027	QSB7G5	530
C175 D5e	175	140	158	126	EU SIIIA	2656 x 1100	2128	QSB7G5	530
C200 D5e	200	160	182	146	EU SIIIA	2656 x 1100	2226	QSB7G5	530
C220 D5e	220	176	200	160	EU SIIIA	2656 x 1100	2226	QSB7G5	530
C250 D5	250	200	227	182	4g	2686 x 1300	2000	6CTAA8.3G2	376
C250 D5B**	250	200	227	182	4g	3040 x 1050	2000	6CTAA8.3G4	550
C275 D5	275	220	250	200	4g	3135 x 1100	2347	QSL9G5	569
C275 D5B**	275	220	250	200	4g	3040 x 1050	2347	6CTAA8.3G4	550
C300 D5	300	240	275	220	4g	3135 x 1100	2570	QSL9G5	569
C330 D5	330	264	300	240	4g	3135 x 1100	2570	QSL9G5	569
C350 D5	350	280	320	256		3549 x 1100	3386	NT855G6	674
C400 D5	400	320	360	288		3549 x 1100	3563	NTA855G4	674
C440 D5	440	352	400	320		3549 x 1100	3683	NTA855G7	674
C500 D5	500	400	450	360	EU SII	3433 x 1500	4022	QSX15G8	811
C550 D5	550	440	500	400	EU SII	3433 x 1500	4220	QSX15G8	811




C220 D5e



C275 D5

Power output 50 Hz

Model	Standby kVA 50 Hz	Standby kW 50 Hz	Prime kVA 50 Hz	Prime kW 50 Hz	Emissions 50 Hz	Open Set Dimensions (mm) L x W	Wet Weight* (kg)	Engine Type
C650 D5A	650	520	590	472		3419 x 1285	4350	KTA19G8
C700 D5	706	565	640	512		4047 x 1608	5665	VTA28G5
C825 D5	825	660	750	600		4266 x 1879	6528	QSK23G3
C825 D5A	825	660	750	600		4047 x 1608	6040	VTA28G6
C900 D5	900	720	820	656		4266 x 1879	6680	QSK23G3
C1000 D5	1041	833	939	751		4297 x 1685	6141	QST30G3
C1100 D5	1110	888	1000	800		4571 x 1702	7374	QST30G4
C1100 D5B	1132	905	1029	823		4470 x 1785	8350	KTA38G5
C1250 D5A	1250	1000	1125	900		4412 x 2083	9041	KTA38G9
C1400 D5	1400	1120	1250	1000		5105 x 2000	10075	KTA50G3
C1675 D5	1675	1340	1400	1120		5690 x 2033	10626	KTA50G8
C1675 D5A	1675	1340	1500	1200		5690 x 2033	10626	KTA50GS8
C1760 D5e	1760	1408	1600	1280	2g	6175 x 2494	15736	QSK60GS3
C2000 D5	2063	1650	1875	1500		6175 x 2286	15152	QSK60G3
C2000 D5e	2200	1760	2000	1600	2g	6175 x 2494	16258	QSK60GS3
C2250 D5	2250	1800	2000	1600		6175 x 2286	15510	QSK60G4
C2250 D5A	2500	2000	2250	1800	4g	6175 x 2494	17217	QSK60G8
C2750 D5	2750	2200	2500	2000	4g	5668 x 2313	20616	QSK78G9
C3000 D5	3000	2400	2750	2200	4g	5668 x 2313	20616	QSK78G9
C3300 D5	3325	2660	3000	2400		7178 x 2251	25390	QSK78G6



C550 D5

* Without fuel

** Forthcoming Product

70 kW to 2700 kW (60 Hz)

Power output 60 Hz

Model	Standby kVA 60 Hz	Standby kW 60 Hz	Prime kVA 60 Hz	Prime kW 60 Hz	Open Set Dimensions (mm) L x W	Wet Weight* (kg)	Engine Type	Tank (L)
C70 D6	88	70	81	65	1950 x 1046	1050	4BTA3.9G2	107
C100 D6	125	100	113	90	1977 x 1046	1200	4ISBeG1	107
C125 D6e	156	125	141	113	2656 x 1100	2027	QSB7G5	530
C135 D6	169	135	153	122	2404 x 1100	1206	6BTA5.9G2	310
C150 D6e	188	150	169	135	2656 x 1100	2071	QSB7G5	530
C175 D6e	219	175	200	160	2656 x 1100	2128	QSB7G5	530
C200 D6e	250	200	225	180	2656 x 1100	2226	QSB7G5	530
C225 D6	281	225	256	205	2686 x 1300	2000	6CTAA8.3G2	376
C250 D6	313	250	281	225	3135 x 1100	2570	QSL9G5	569
C275 D6	344	275	313	250	3549 x 1100	2570	QSL9G5	569
C300 D6	375	300	344	275	3549 x 1100	2570	QSL9G5	569
C350 D6	438	350	400	320	3549 x 1100	3563	NTA855G3	674
C400 D6	500	400	456	365	3549 x 1100	3683	NTA855G5	674
C450 D6	563	450	513	410	3433 x 1500	4022	QXS15G9	811
C500 D6	625	500	563	500	3433 x 1500	4220	QXS15G9	811




C1000 D5



C1400 D5

Power output 60 Hz

Model	Standby kVA 60 Hz	Standby kW 60 Hz	Prime kVA 60 Hz	Prime kW 60 Hz	Open Set Dimensions (mm) L x W	Wet Weight* (kg)	Engine Type
C600 D6	754	603	681	545	3875 x 1423	5665	VTA28G5
C750 D6	938	750	850	680	4414 x 1738	6823	QSK23G3
C800 D6	1000	800	906	725	4414 x 1738	6823	QSK23G3
C900 D6	1156	925	1044	835	4460 x 1640	6117	QST30G3
C1000 D6	1265	1012	1150	920	4547 x 1722	8000	QST30G4
C1000 D6B	1276	1020	1160	928	4470 x 1785	8350	KTA38G4
C1250 D6	1588	1270	1400	1120	5690 x 2033	10075	KTA50G3
C1500 D6	1931	1545	1608	1286	5866 x 2033	10326	KTA50G9
C2000 D6	2500	2000	2281	1825	6175 x 2286	15366	QSK60G6
C2250 D6A	2813	2250	N/A	N/A	6175 x 2494	17217	QSK60G9
2500 DQLC	3375	2700	3044	2435	5458 x 2251	23000	QSK78G6



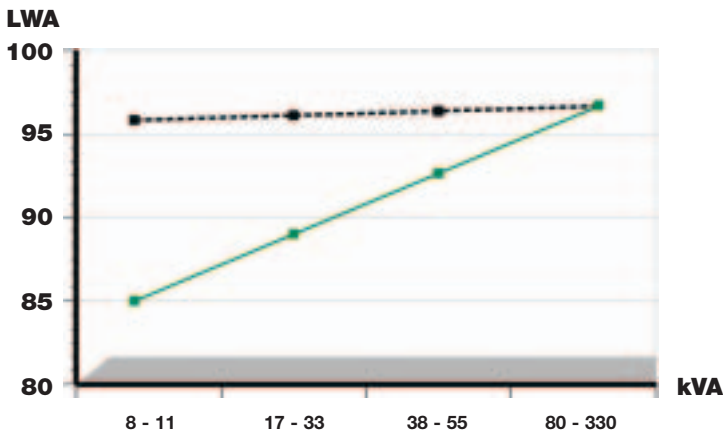
C2250 D5

* Without fuel

Enclosures

Sound-attenuated enclosures from Cummins Power Generation meet even the strictest sound requirements and provide optimum protection from inclement weather.

- Patented recessed lifting arrangement for easier access
- Compact footprint, low-profile design
- Easy access to all major generator and engine control components for servicing
- Fully housed, enclosed exhaust silencer ensures safety and protects against rust
- All-steel construction with stainless steel hardware offers durability
- Direct-mounted to a sub-base fuel tank or lifting base
- Many options available to meet application needs
- Meet or exceed EU legislation 2000/14/EC Step 2006




LWA is a mandatory EU noise emission standard. The graph indicates how Cummins Power Generation meets the required standard.

LWA Graph Legend

■ LWA required standard ■ LWA achieved

C275 D5



Enclosed sets 50 Hz and 60 Hz

Power output 50 Hz

Model	Standby kVA 50 Hz	Dimensions (mm) L x W x H	Wet Weight [^] (kg)	Sound Levels		Tank (L)
				dBA @ 1m*	dBA @ 7m*	
C8 D5	8	1460 x 850 x 1130	595.7	69	58	100
C11 D5	11	1460 x 850 x 1130	595.7	69	58	100
C17 D5	17	2082 x 930 x 1448	907	74	63	150
C22 D5	22	2082 x 930 x 1448	907	74	63	150
C28 D5	28	2082 x 930 x 1448	930	74	63	150
C33 D5	33	2242 x 967 x 1513	1235	75	65	175
C33 D5e	33	2244 x 969 x 1575	1029	71	62	107
C38 D5	38	2242 x 967 x 1513	1270	75	65	175
C38 D5e	38	2244 x 969 x 1575	1029	71	62	107
C44 D5e	44	2245 x 969 x 1575	1029	71	62	107
C55 D5e	55	2244 x 969 x 1575	1100	72	63	107
C80 D5	80	2280 x 1084 x 1478	1690	77	67	107
C110 D5	110	2343 x 1084 x 1478	1840	81	71	107
C150 D5	150	2920 x 1136 x 1710	2102	76	67	310
C150 D5e	150	3900 x 1100 x 2062	2947	77	69	513
C175 D5e	175	3900 x 1100 x 2062	3108	77	69	513
C200 D5e	200	3900 x 1100 x 2062	3206	77	69	513
C220 D5e	220	3900 x 1100 x 2062	3206	77	69	513
C250 D5	250	3581 x 1360 x 2170	3296	76	68	376
C250 D5B#	250	4254 x 1360 x 1989	4084	80	-	550
C275 D5	275	4254 x 1424 x 2215	3924	77	69	569
C275 D5B#	275	4254 x 1360 x 1989	4084	80	-	550
C300 D5	300	4254 x 1424 x 2215	4147	77	69	569
C330 D5	330	4254 x 1424 x 2215	4147	77	69	569
C350 D5	350	5110 x 1563 x 2447	4798	76	69	811
C400 D5	400	5110 x 1563 x 2447	4975	76	69	811
C440 D5	440	5110 x 1563 x 2447	5095	76	69	811
C500 D5	500	5110 x 1563 x 2447	5672	78	71	811
C550 D5	550	5110 x 1563 x 2447	5776	79	72	811
C650 D5A	650	4800 x 1900 x 2400	7570	85**	78**	1200



C17 D5



C55 D5e

Power output 60 Hz

Model	Standby kVA 60 Hz	Dimensions (mm) L x W x H	Wet Weight [^] (kg)	Sound Levels		Tank (L)
				dBA @ 1m*	dBA @ 7m*	
C11 D6	11	1454 x 769 x 1417	638	74	64	75
C12 D6	15	2082 x 930 x 1448	894	75	65	150
C16 D6	20	2082 x 930 x 1448	894	75	65	150
C20 D6	25	2082 x 930 x 1448	907	75	65	150
C25 D6	24	2124 x 969 x 1575	933	80	70	107
C30 D6	30	2242 x 967 x 1513	1235	TBA	TBA	175
C30 D6	30	2124 x 990 x 1575	1029	80	70	107
C35 D6	35	2242 x 967 x 1513	1270	TBA	TBA	175
C35 D6	35	2244 x 969 x 1575	1029	80	70	107
C40 D6	40	2245 x 969 x 1575	1029	80	70	107
C50 D6	50	2244 x 969 x 1575	1100	80	70	107
C70 D6	70	2280 x 1084 x 1478	1690	80	70	107
C100 D6	100	2343 x 1084 x 1478	1840	84	75	107
C125 D6e	125	3900 x 1100 x 2062	2947	80	72	513
C135 D6	135	2920 x 1136 x 1710	2102	83	74	310
C150 D6e	150	3900 x 1100 x 2062	2991	80	72	513
C175 D6e	175	3900 x 1100 x 2062	3108	TBA	TBA	513
C200 D6e	200	3900 x 1100 x 2062	3206	TBA	TBA	513
C225 D6	225	3581 x 1360 x 2170	3296	83	75	376
C250 D6	250	4254 x 1424 x 2215	3924	80	72	569
C275 D6	275	4254 x 1424 x 2215	4147	80	72	569
C300 D6	300	4254 x 1424 x 2215	4147	80	72	569
C350 D6	350	5110 x 1563 x 2447	4975	81	74	811
C400 D6	400	5110 x 1563 x 2447	5095	81	74	811
C450 D6	450	5110 x 1563 x 2447	5672	82	75	811
C500 D6	500	5110 x 1563 x 2447	5776	84	77	811



C220 D5e



C440 D5

* @ 75% load unless otherwise stated

** @ 100% load

[^] Without Fuel


Forthcoming Product

- Not available

PowerBox 640 kVA to 2500 kVA for Prime and Standby

The PowerBox is available in two sizes and noise levels compliant with EC regulations 2000/14/EC Step 2006 and is designed with 4 x ISO corner and pole slots for shipment.

- 20'/40' ISO container (CSC certified)
- Acoustic baffles for the air inlet and outlet
- Sandwich mineral wool attenuation
- Fuel tank standard
- Steel internal floor
- 2 side doors with recessed stainless steel hinges
- 24 volt lighting with timer
- Residential silencer with stainless steel flexible bellows



Power output 50 Hz

Model	PowerBox Model	Tank (Optional)	Dimensions	Tank (Standard)	Silent Power		SuperSilenced	
					dBA @ 1m*	dBA @ 7m*	dBA @ 1m*	dBA @ 7m*
C700 D5	PB-20S	500L	20' ISO	-	80	75	-	-
C825 D5A	PB-20S	500L	20' ISO	-	80	75	-	-
C1000 D5	PB-20S	500L	20' ISO	-	80	75	-	-
C1100 D5	PB-40S	500L	40' ISO HC	-	82	77	-	-
C1100 D5B	PB-40S	500L	40' ISO HC	-	82	77	-	-
C1250 D5A	RFQ							
C1400 D5	PB-40S	500L	40' ISO HC	-	82	77	79	74
C1675 D5	PB-40S	500L	40' ISO HC	-	82	77	-	-
C1675 D5A	PB-40S	500L	40' ISO HC	-	82	77	-	-
C2200 D5e	PB-40X	-	40'	2000L	-	-	82	77
C2250 D5	PB-40X	-	40'	2000L	-	-	82	77

Power output 60 Hz

Model	PowerBox Model	Tank (Optional)	Dimensions	Tank (Standard)	Silent Power		SuperSilenced	
					dBA @ 1m*	dBA @ 7m*	dBA @ 1m*	dBA @ 7m*
C600 D6	PB-20S	500L	20' ISO	-	87	82	-	-
C900 D6	PB-20S	500L	20' ISO	-	87	82	-	-
C1000 D6B	PB-40S	500L	40' ISO HC	-	89	84	-	-
C1250 D6	PB-40S	500L	40' ISO HC	-	89	84	-	-
C1500 D6	PB-40S	500L	40' ISO HC	-	89	84	-	-

* @ 75% load

- Not available

PowerCommand® generator set controls

PowerCommand controls give you reliable, cost-effective solutions to integrated digital paralleling.

Only generator sets from Cummins Power Generation are available with industry-leading PowerCommand controls. Standard features include not only integrated digital governing and voltage regulation, but also analogue and

digital metering, digital engine monitoring systems, smart-starting systems, battery monitoring systems, AmpSentry™ true alternator protection and more.

Main Features

Generator Controls

PowerCommand/PCC

1301 1/1/2 2100 3100 3201 2.2/3.3

	1301	1/1/2	2100	3100	3201	2.2/3.3
General						
AVR	●	●	●	●	●	●
Electronic Governing	○	○	●	●	●	●
Glow plug control	●	●	●	-	-	○
Cycle cranking	●	●	●	●	●	●
Full authority engine control	○	○	○	-	-	○
Networking (LonWorks)	-	-	○	○	○	-
Networking (ModBus)	●	●	-	-	-	●
Fault history	●	●	●	●	●	●
Operator interface						
Manual start/stop	●	●	●	●	●	●
Auto/remote start	●	●	●	●	●	●
Exercise function	-	-	-	-	-	●
Auto LED	●	●	-	-	-	●
Not in Auto LED	●	●	●	●	●	●
Manual LED	●	●	●	-	●	●
Common Shutdown LED	●	●	●	-	●	●
Common Warning LED	●	●	●	-	●	●
Exercise LED	-	-	-	-	●	●
Emergency stop (local and remote)	●	●	●	●	●	●
Alphanumeric screen	●	●	●	●	●	●
Remote start input active led	●	●	●	-	●	●
Fault reset	●	●	●	●	●	●
Measurement & Instrumentation						
Oil Pressure	●	●	●	●	●	●
Oil Temperature	-	-	○	○	○	○
Water Temperature	●	●	●	●	●	●
Engine Speed	●	●	●	●	●	●
Hours Run	●	●	●	●	●	●
Number of Starts	●	●	●	●	●	●
Battery Voltage	●	●	●	●	●	●
Exhaust Temperature	-	-	-	○	○	-
Measurement & Instrumentation						
3 Phase L-L & L-N Voltage & Frequency	●	●	●	●	●	●
3 Phase Current	●	●	●	●	●	●
kWh	-	-	●	●	●	●
Total kVA	●	●	●	●	●	●
Total kW & kVar	-	-	●	-	●	●
PF	-	-	●	●	●	●
Per Phase kVAR, kW	-	-	●	-	●	●
Per Phase kVA	-	-	●	-	●	●
Shutdown Protection & Indication						
Low Fuel Level	○	○	○	○	○	○
High Fuel Level	-	-	○	-	-	○
Low Oil Pressure	●	●	●	●	●	●
High Engine Coolant temperature	●	●	●	●	●	●
Failure to Crank Shutdown	●	●	●	●	●	●
Over Crank (Failure to Start)	●	●	●	●	●	●
Overspeed	●	●	●	●	●	●

Main Features

Generator Control

PowerCommand/PCC

1301 1/1/2 2100 3100 3201 2.2 3.3

	1301	1/1/2	2100	3100	3201	2.2	3.3
Shutdown Protection & Indication							
Under & Over Voltage	●	●	●	●	●	●	●
Under & Over Frequency	●	●	●	●	●	●	●
Overcurrent	●	●	●	●	●	●	●
Earth Leakage	○	○	○	○	○	○	○
Reverse Power	-	-	●	●	●	●	●
Reverse VAR	-	-	●	-	●	●	●
Threshold Warning Indications							
Low Oil Pressure	●	●	●	●	●	●	●
Low Engine Coolant Temperature	●	●	●	●	●	●	●
High Engine Coolant Temperature	●	●	●	●	●	●	●
Low Coolant Level	-	-	●	●	●	○	○
Low Battery Voltage	●	●	●	●	●	●	●
High Battery voltage	●	●	●	●	●	●	●
Batt. Alt. Charge Fault	●	●	-	-	-	●	●
Over Current	●	●	●	●	●	●	●
Overload	●	●	-	●	-	●	●
Paralleling Capability							
Auto Synchronising (Isolated Bus)	-	-	-	○	○	-	●
kW & VAR Load Sharing Control	-	-	-	○	○	-	●
Auto Synchronising (Utility Bus)	-	-	-	○	○	-	●
Base Load	-	-	-	○	○	-	●
Synchroscope	-	-	-	○	○	-	●
Peak Lopping	-	-	-	-	-	-	●
Power Transfer Function							
Open Transition Transfer	-	-	-	-	○	-	●
Hard Closed Transition	-	-	-	-	○	-	●
Soft Closed Transition (ramping)	-	-	-	-	○	-	●
Transfer & Base Load (Utility)	-	-	-	-	○	-	●
Gen/Mains Breaker Control	-	-	-	-	-	-	●
Gen/Mains Breaker Status Protection	-	-	-	-	○	-	●
Environment							
Operating Temp. Range -40°C to +70°C	●	○	●	●	●	○	○
Operating Temp. User Interface -20°C to +70°C	●	●	●	●	●	●	●
Humidity up to 95% (non condensing)	●	●	●	●	●	●	●
Codes & Standards							
CE Compliant	●	●	●	●	●	●	●
NFPA110	●	●	●	●	●	●	●
UL508 Listed	-	-	●	●	●	●	●
UL Certified	●	●	●	●	●	●	●
Controller Inputs/Outputs							
Digital Inputs (shutdown, warning or status)	2	4	4	4	4	4	4
Relay Outputs	2	2	4	4	4	4	4
Configurable Input/Output	○	○	○	●	○	○	○

○ Option ● Standard - Not Available



PCC1301/PowerCommand 1.1



PowerCommand 1.2



PCC2100 with optional Bargraph fitted.



PCC3201



PowerCommand 3.3

Power transfer and paralleling equipment

PowerCommand systems optimise performance and simplify operation and service.



GTEC - IEC rated Automatic Transfer Switch

Automatic transfer switches

GTEC series transfer switches covering the range 40 to 2000 amps and providing normal and generator set source monitoring, generator set starting, and load transfer functions for emergency, standby and optional standby applications. GTEC transfer switches are continuously rated, so they can be applied in applications up to their nameplate rating.

The transfer switch power contacts are silver alloy composition with high-pressure design that can withstand thousands of switching cycles without burning, pitting or welding. They require no routine contact maintenance and provide 100% continuous current ratings.

The transfer switch control is reliable and easy to understand, utilising LED lamps for status indications, and push-button controls for operator functions. The control is field-programmable without the use of service tools.

Paralleling systems

PowerCommand paralleling systems are designed around dedicated-purpose controllers that are prototype-tested for reliability and performance.

PowerCommand paralleling systems deliver the flexibility demanded by your complex applications. We use common control blocks with prototype-tested components. These systems deliver the features and performance you require and are supported by the industry's only local paralleling service organisation.

Demonstrated reliability

Integrated paralleling in the generator set controls offers fast synchronising. Any number of generator sets can be synchronised in less than 15 seconds in most applications.

PowerCommand paralleling systems give you demonstrated reliability:

- Industry-leading mean time before failure (MTBF) data
- Innovative failure mode effect analysis
- Prototype testing to validate system design
- Distributed logic designs that isolate issues by eliminating single points of failure



Networking software and networking

PowerCommand software and networking tools let you easily manage on-site and off-site power systems from one location.

Whether you're using a desktop computer, a laptop or a mobile phone, PowerCommand iWatch™ and PowerCommand Pulse™ help you reduce power set-up time and maintenance.

PowerCommand iWatch for reliable Web-based monitoring

PowerCommand iWatch lets you monitor generator set and transfer switch functions via the internet. PowerCommand iWatch features let you:

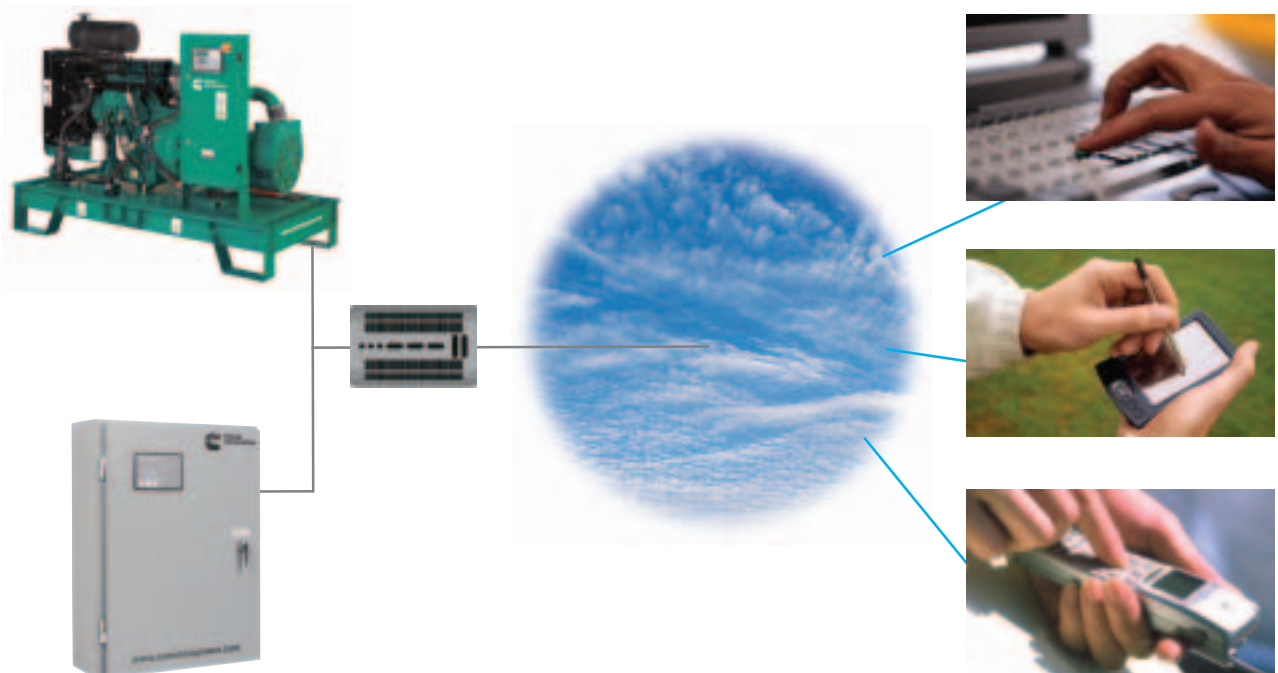
- Communicate via an Ethernet connection, phone line or available wireless configuration
- Connect via an internet browser on a remote PC
- Send alarms to mobile phones, pagers or e-mail addresses
- Display voltage and frequency of each source
- Monitor up to four generators and four networked transfer switches (PowerCommand iWatch 100)
- Monitor up to 30 generator sets and transfer switches (PowerCommand iWatch 200)

PowerCommand Pulse for multiple power systems

PowerCommand Pulse is a full SCADA package. Its enhanced graphical user interface quickly and easily monitors multiple power systems.

PowerCommand Pulse features let you:

- View displays of current alarms as well as alarm logs
- Set three levels of system security
- Fully customise the monitoring and control system
- Monitor up to 60 devices at a site
- Remotely monitor up to 200 sites



Specifications and Options

Emergency Standby Power (ESP) :

Applicable for supplying power to varying electrical load for the duration of power interruption of a reliable utility source. Emergency Standby Power (ESP) is in accordance with ISO 8528. Fuel Stop power in accordance with ISO 3046, AS 2789, DIN 6271 and BS 5514.

Limited-Time Running Power (LTP):

Applicable for supplying power to a constant electrical load for limited hours. Limited Time Running Power (LTP) is in accordance with ISO 8528.

Prime Power (PRP):

Applicable for supplying power to varying electrical load for unlimited hours. Prime Power (PRP) is in accordance with ISO 8528. Ten percent overload capability is available in accordance with ISO 3046, AS 2789, DIN 6271 and BS 5514.

Base Load (Continuous) Power (COP):

Applicable for supplying power continuously to a constant electrical load for unlimited hours. Continuous Power (COP) in accordance with ISO 8528, ISO 3046, AS 2789, DIN 6271 and BS 5514.

For comprehensive conditions of application including COP and LTP, please refer to factory.

Extending your peace of mind with our suite of Extended Warranty Options

Every one of our generator sets is covered by a Base Warranty for round-the-year reliability. To further safeguard your investment, we'll extend that protection to cover of every major component in our generator sets anywhere in the world. You can choose from our suite of Extended Warranty coverages ranging from two years, five years to 10 years to suit your specific needs before the original guarantee comes to an end.

For further details on all Extended Warranty options, please contact your local Cummins Power Generation distributor.

This document lists the main specifications and options of the genset.

1 Standard 0 Optional x Not Available

(1) Forthcoming options

(2) Forthcoming product C2750-C3000 D5 with PowerCommand 3.3

	Specifications and Options	C8 & C11 (X1.3)	C17-C28 (X2.5)
Engine	Mechanical governing	x	1
	Electronical governing	1	0
	Standard air filter	1	1
	Heavy Duty air filter	0	0
	Water jacket heater 220/240 v	0	0
Radiator	Radiator for 40°C ambient temperature	x	x
	Radiator for 50°C ambient temperature	1	1
	Radiator for 55°C ambient temperature	x	x
	Antifreeze 25/75 (Ethylene glycol)	0	0
	Antifreeze 50/50 (Ethylene glycol)	1	1
	Delivered without coolant	0	0
	Fan and belt guards	1	1
Alternator	Core guards	1	1
	Alternator single bearing T ² = class H. Isol. = class H	1	1
	Alternator heater	0	0
	Paralleling CT's + 3 function governor	x	x
	EBS (Excitation Boost System)	0	0
Control Panel	Exciter voltage regulator – PMG 3 phase sensing	x	x
	Powerstart 0500	1	1
	PCC 1301	x	x
	PCC 2100	x	x
	PCC 3100	x	x
	PCC 3201	x	x
	PowerCommand 1.1	0	0
	PowerCommand 1.2	x	x
	PowerCommand 2.2	x	x
	PowerCommand 3.3	x	x
	Alternator mounted (rear side)	x	x
Alternator mounted (right side from engine)	x	x	
Alternator mounted (left side from engine)	x	x	
Pedestal side mounted (left side from alternator)	1	1	
Pedestal end mounted	x	x	
Pedestal side mounted (right side from alternator)	x	x	
3 pole Main Circuit Breaker	0	0	
4 pole Main Circuit Breaker	1	1	
Genset	Base Frame with AVM	1	1
	Handling by 2 fork slots integrated	x	x
	4 direction handling by pallet jack and fork slots	1	1
	4 eyes for lifting (Open units and Powerbox)	1	1
	CE compliance	0	0
	Manual handbook multi language (Eng/Fre/Spa)	1	1
	Manual handbook, specify language	0	0
	2 years warranty for standby application, 1 year for Prime	1	1
	5 years extension warranty for Standby application	0	0
	2 years warranty – Prime power 6,000 hours	0	0
	10 years major components	x	x
Delivered in Munsell Green under plastic shrinked	1	1	
Oil	Oil tap	1	1
	Oil sump pump	x	x
Silencer	Attenuation industrial silencer delivered loose	n/a	1
	Attenuation industrial silencer not delivered	n/a	0
	Attenuation residential silencer delivered loose	n/a	0
	Attenuation critical silencer	n/a	x
	Silencer extension	n/a	0
	Silencer flexible	n/a	0
	Stainless bellows	n/a	x
Heat shields on open sets	n/a	1	
Battery	Starter and charge alternator	1	1
	Starting batteries with cables and bracket	1	1
Fuel	Large fuel tank integrated in the base frame (PVC type)	x	x
	Large fuel tank integrated in the base frame (metal type)	1	1
	Fluid catchment	1	1
	Secondary containment	0	0
	Fuel automatic make up	0	0
	Fuel pre-filter/water separator	1	1
Silent enclosure	500 litres integrated base tank	0	0
	500 litres free-standing fuel tank delivered loose	x	x
	Silent Power canopy	1	0
	Delivered in Munsell Green under plastic shrinked	1	1
	Special colour in replacement of Munsell Green	0	0
	Modular structure in bolted sheet metal	1	1
	Complete process with degreasing before powder coating	1	1
	Fitting with seal to prevent water ingress	1	1
	Numbers of point lift	1	1
	Fixed window for control panel	1	1
	External emergency stop button	1	1
	Residential silencer integrated to the canopy	1	1
	Number of doors with Single key latches	4	4
Silent Container (PowerBox)	PowerBox model (see specific information on page 11)	x	x
	CSC approval for shipment	x	x
	Residential silencer integrated to the container	x	x
	Floor	x	x
	Access doors	x	x
	Weather louver air outlet	x	x
	24 volts light with timer	x	x
	Lighting/European standard outlets 220V	x	x
	Fuel tank 500 litres	x	x
	Fuel tank none	x	x
	Fuel tank 500 litres, with fluid catchment	x	x
Fuel tank, 2000 litres (not suitable for critical start)	x	x	

C33 & C38 (X3.3)	C33-C55 (B3.3)	C80 (B3.9)	C100-C150 (4ISBe-B5.9)	C150-C220 (QSB7)	C250-C275 (6C)	C275-C330 (QSL)	C350-C440 (NT/NTA)	C500-C550 (QSK15)	C825-C900 (QSK23)	C700-C1100 (VTA28 QST30)	C1100-C1250 (KTA38)	C1400-C1675 (KTA50)	C1760-C2500 (QSK60)	C2750-C3300 (QSK78)
1	1	1	x	x	x	x	x	x	x	x	x	x	x	x
0	0	0	1	1	1	1	1	1	1	1	1	1	1	1
1	1	1	1	x	1	1	1	1	1	1	1	1	1	x
0	0	0	0	1	0	0	0	0	0	0	0	0	1	1
0	0	0	0	0	0	0	0	0	0	0	0	0	0	0
x	x	x	x	x	x	x	x	x	1	1	1	1	1	0
1	1	1	1	1	1	1	1	1	0	0	0	0	0	0
x	x	x	x	x	x	x	x	x	x	x	x	0	x	x
1	1	1	1	1	1	1	1	1	1	1	1	1	x	x
0	0	0	0	0	0	0	0	0	0	0	0	0	x	x
0	0	0	0	0	0	0	0	0	0	0	0	0	1	1
1	1	1	1	1	1	1	1	1	1	1	1	1	1	1
1	1	1	1	1	1	1	1	1	1	1	1	1	1	1
1	1	1	1	1	1	1	1	1	1	1	1	1	0	x
0	0	0	0	0	0	0	0	0	0	0	0	0	0	0
x	x	x	x	0	x	x	x	0	0	0	0	0	0	0
0	x	x	x	x	x	x	x	x	x	x	x	x	x	x
x	x	0	0	0	0	0	0	0	0	1	1	1	1	1
x	x	x	x	x	x	x	x	x	x	x	x	x	x	x
x	x	1	1	x	1	1	1	x	x	x	x	x	x	x
x	x	0	0	x	0	x	1	1	1	x	x	1	x	x
x	x	x	x	x	x	x	x	x	x	1	1	0	x	x
x	x	x	x	x	x	x	x	0	0	x	x	x	1	1
1	1	x	x	x	x	x	x	x	x	x	x	x	x	x
x	x	x	x	0	0	0	0	0	0	1	1	1	1	1
x	x	x	x	1	1(1)	x	x	x	x	x	x	x	x	x
x	x	x	x	x	0	x	x	x	x	x	x	x	x	1(2)
x	x	x	x	x	x	x	x	x	1	1	1	1	x	x
x	x	1	1	x	1	x	x	x	x	0	0	x	x	x
x	x	0	0	x	0	x	x	x	x	x	x	x	x	x
1	x	x	x	1	x	x	x	1	x	x	x	x	1	1
x	x	x	x	x	x	1	1	x	x	x	x	x	x	x
0	0	1	1	1	1	1	1	1	0	0	0	0	0	x
1	1	0	0	0	0	0	0	0	0	0	0	0	0	x
1	1	1	1	1	1	1	1	1	1	1	1	1	1	1
x	x	1	1	0	1	x	x	x	x	x	x	x	x	x
1	1	x	x	x	x	x	x	x	x	x	x	x	x	x
1	1	1	1	1	1	1	1	1	1	1	1	1	1	1
0	0	0	1	1	1	0	0	0	0	0	0	0	0	0
1	1	1	1	1	1	1	1	1	1	1	1	1	1	1
1	1	1	1	1	1	1	1	1	1	1	1	1	1	1
0	0	0	0	0	0	0	0	0	0	0	0	0	0	0
0	0	0	0	0	0	0	0	0	0	0	0	0	0	0
x	x	x	x	x	x	x	x	x	0	0	0	0	0	0
1	1	1	1	1	1	1	1	1	1	1	1	1	1	1
1	1	1	1	1	1	1	1	1	1	1	1	1	1	1
x	x	0	0	0	0	0	0	0	0	0	0	0	0	0
1	1	1	1	1	1	1	1	1	0	0	0	0	0	0
0	0	0	0	0	0	0	0	0	x	x	x	x	x	x
0	0	0	0	0	0	0	0	0	0	0	0	0	0	0
x	x	x	x	x	x	x	x	x	0	0	0	0	0	0
1	1	1	1	1	1	1	1	1	1	1	1	1	1	1
1	1	1	1	1	1	1	1	1	1	1	1	1	1	1
1	1	1	1	1	1	1	1	1	1	1	1	1	1	1
0	0	0	0	0	0	0	0	0	0	0	0	0	0	0
x	x	x	x	x	x	x	x	x	x	x	x	x	x	x
1	1	1	1	1	1	1	1	1	1	1	1	1	1	1
1	1	1	1	1	1	1	1	1	1	1	1	1	1	1
1	1	1	1	1	1	1	1	1	1	1	1	1	1	1
1	1	1	1	1	1	1	1	1	1	1	1	1	1	1
1	1	1	1	1	1	1	1	1	1	1	1	1	1	1
1	1	1	1	1	1	1	1	1	1	1	1	1	1	1
1	1	1	1	1	1	1	1	1	1	1	1	1	1	1
4	4	4	4	4	4	4	4	4	x	x	x	x	x	x
x	x	x	x	x	x	x	x	x	x	PB 20S	PB 40S	PB 40S	PB 40X	PB 40X
x	x	x	x	x	x	x	x	x	x	1	1	1	1	1
x	x	x	x	x	x	x	x	x	x	1	1	1	1	1
x	x	x	x	x	x	x	x	x	x	wood	wood	wood	metal	metal
x	x	x	x	x	x	x	x	x	x	2	2	2	5	5
x	x	x	x	x	x	x	x	x	x	0	0	0	1	1
x	x	x	x	x	x	x	x	x	x	1	1	1	1	1
x	x	x	x	x	x	x	x	x	x	0	0	0	0	0
x	x	x	x	x	x	x	x	x	x	1	1	1	1	1
x	x	x	x	x	x	x	x	x	x	0	0	0	0	0
x	x	x	x	x	x	x	x	x	x	0	0	0	x	x
x	x	x	x	x	x	x	x	x	x	x	0	0	x	x



Asia Pacific
10 Toh Guan Road, #07-01
TT International Tradepark
Singapore 608838
Phone 65 6417 2388
Fax 65 6417 2399

East Asia
2 Rongchang East Street,
Beijing Economic - Technological
Development Area
Beijing 100176, P.R.China
Phone 86 10 5902 3000
Fax 86 10 5902 3199

India
35A/1/2, Erandawana
Pune 411 038, India
Phone 91 020 6602 7525
Fax 91 020 6602 8090

Mexico
Eje 122 No. 200 Zona Industrial
San Luis Potosi, S.L.P. 78395, Mexico
Phone 52 444 870 6700
Fax 52 444 824 0082

Brazil
Rua Jati, 310, Cumbica
Guarulhos, SP 07180-900, Brazil
Phone 55 11 2186 4195
Fax 55 11 2186 4729

Europe, CIS, Middle East and Africa
Manston Park Columbus Ave.
Manston, Ramsgate, Kent CT12 5BF
United Kingdom
Phone 44 1843 255000
Fax 44 1843 255902

Latin America
3350 Southwest 148th Ave.
Suite 205, Miramar, FL 33027, USA
Phone 1 954 431 5511
Fax 1 954 433 5797

North America
1400 73rd Ave. NE
Minneapolis, MN 55432, USA
Phone 1 763 574 5000
Fax 1 763 574 5298

www.cumminspower.com

© 2009 Cummins Power Generation Inc.
All rights reserved. Cummins Power
Generation and Cummins are registered
trademarks of Cummins Inc.
PowerCommand® is a registered
trademark of Cummins Power
Generation. Our energy working for
you.™ and The Power of One™ are
trademarks of Cummins Power
Generation.

All information contained within this
document was correct at time of printing
and may be subject to change.
F-2081 (11/09)